



NATIONAL PENSION COMMISSION

2022 FOURTH QUARTER REPORT



MISSION STATEMENT

PenCom exists for the effective regulation and supervision of the Nigerian Pension Industry to ensure that retirement benefits are paid as and when due

CONTENTS

FOURTH-QUARTER 2022 REPORT	1
MISSION STATEMENT.....	2
DIRECTOR GENERAL'S REMARK.....	5
<hr/>	
SECTION ONE	6
1.0 OPERATING ENVIRONMENT	6
1.1 Macroeconomic Development.....	6
1.2 Developments in the Capital Market	7
1.2.1 The Stock Market.....	7
1.2.2 The Bond Market	8
<hr/>	
SECTION TWO	9
2.0 REGULATORY AND SUPERVISORY ACTIVITIES	9
2.1 Surveillance of the Pension Industry.....	9
2.1.1 Update on the On-Site Examinations of Licensed Pension Operators.....	9
2.1.2 Membership of Closed Pension Fund Operators	9
2.1.3 Appointment of Executive/Non-Executive Directors and Top Management of Pension Fund Operators	10
2.1.4 Resignation of Board Members of PFOs	12
2.1.5 Other Activities.....	12
2.2 Update on Compliance by the Private Sector	13
2.2.1 Issuance of Pension Clearance Certificates.....	13
2.2.2 Update on the Recovery of Outstanding Pension Contributions and Penalties from Defaulting Employers.....	13
2.2.3 Update on Refund of Pension Contributions to Personnel of the Military and Other Security Agencies	13
2.2.4 Supervision of the Pension Transitional Arrangement Directorate (PTAD).....	13
2.2.5 Update on the Nigeria Social Insurance Trust Fund (NSITF).....	13
2.2.6 Complaints and Enquiries	14
2.3 Compliance by State Governments	14
2.3.1 Status of Implementation of the CPS and other Schemes.....	14
2.3.2. Update on the ₦2 Billion Monthly Commitment by the Lagos State Government to defray the Accrued Rights of Retirees	15
2.3.3 Routine Inspection of the Lagos State Pension Arrangements.....	15
2.3.4 Update on Management of Ekiti State Retirement Bond Redemption Fund (RBBRF)	15
2.3.5 Congratulatory letter to the Executive Governor of Ekiti State	15
2.3.6 Update on the Amendment of River State Pension Reform Law 2019	16
2.3.7 The Status of Refund on Zamfara State Funds.....	16

2.3.8 Retreat on 2022 Pension Management System for Stakeholders and Pension Desk Officers	16
2.3.9 Update on interactive/Capacity Building Sessions by The Development.....	16
2.3.10 Engagement Meetings/Familiarization Visits and Courtesy Calls Stakeholders Engagement:	17
2.3.11 Complaints/Enquiries Received:.....	21
2.3.12 Requests/Renewals of Compliance Certificate:.....	21
2.4 Update on the Micro Pension Plan	22
2.4.1 Micro Pension Registration and Contribution	22
2.4.2 Pension Contributions Received from Micro Pension Contributors	23
2.4.3 Contingent Withdrawals.....	26
2.4.4 Conversion from MPP to CPS	26
2.4.5 Update on Engagement with Micro Pension Stakeholders.....	27
2.5 Update on RSA Registrations.....	28
2.5.1 RSA Membership Count by PFA.....	28
2.5.2 Gender and Age Distribution	29
2.5.3 Impact of the RSA Transfer System (RTS) on the Pension Industry	29
<hr/>	
SECTION THREE	30
3.0 PENSION INDUSTRY STATISTICS	30
3.1 Pension Contributions	30
3.1.2 Ranking of PFAs by the Amount of Contributions Received	31
3.2 Overview of Pension Industry Fund Portfolio.....	32
3.3 Review of RSA Funds	35
3.3.1 RSA Active Fund	35
3.3.1.1 Sources of Growth/Diminution for RSA Active Funds.....	37
3.3.1.2 Portfolio Performance of the RSA Active Fund.....	38
3.3.2 RSA Retiree Fund IV and Fund VI – Retiree	39
3.3.2.1 Sources of Portfolio Growth/Diminution for RSA Retiree Fund.....	39
3.3.2.2 Portfolio Performance – RSA Retiree Fund IV	40
3.3.3 Review of CPFA/AES Funds	40
3.3.3.1 CPFA Funds.....	40
3.3.3.2 Approved Existing Schemes.....	42
3.4 Financial Market Outlook for Q4 2022.....	44
3.5 Retirement/Terminal Benefits	45
3.5.1 Retirement by programmed Withdrawal	45
3.5.2 Retirement by Retiree Life Annuity	45
3.5.3 Approval of Death Benefits.....	46
3.5.4 Enbloc Payment of Retirement Benefits	46
3.5.5 Withdrawal of 25 Percent from RSA Balances	46
3.5.6 Voluntary Contributions	47
3.5.7 Implementation of Pension Protection Fund.....	47

Director General's Remarks



I am most delighted to present to you the Commission's fourth quarter 2022 report, which highlights significant developments in the pension industry. This Report provides industry stakeholders and the general public with details of strategic activities that focused on ensuring the prompt payment of retirement benefits, as well as efforts aimed at promoting a vibrant and sustainable pension industry that positively impacts the Nigerian economy.

I would like to commend the sustained efforts of the Staff and Management of the Commission, which ensured the achievement of the Commission's medium and long-term objectives. I am also delighted to mention that despite the overwhelming head-winds in the global economic climate and the country's challenging macroeconomic environment, the Pension Fund Assets under Management (AuM) increased by ₦568.33 billion from ₦14.42 trillion as 30 September 2022 to ₦14.99 trillion as at 31 December 2022. This laudable performance, in the growth of the AuM, points to the fact that the pension industry will continue to deliver value and benefit to its stakeholders and the nation's economy.

During the reporting period, the Commission stepped up its efforts to ensure sustainable investment by pension funds in alternative asset classes and structured infrastructure projects that meet the strict requirements of the Pension Fund Investments Regulation. We continued our efforts to ensure further diversification of investments in pension fund portfolio assets. While rising inflation continues to challenge the Nigerian economy, it should be noted that efforts are being made to ensure average annual pension fund returns for RSA and legacy funds exceed headline inflation.

This significant achievement in the Nigerian pension industry would not have been possible without the right people, strategy, culture and governance structure to support delivering consistent and sustainable value to all stakeholders. We reiterate our unwavering commitment to meeting the needs of our stakeholders, providing best practice in pension regulation and supervision in Nigeria

Thank you.

Aisha Dahir-Umar
Director-General

SECTION ONE


1.0 OPERATING ENVIRONMENT

1.1 Macroeconomic Development

The Nigerian economy has exhibited steady but low growth since the Covid-19 pandemic induced recession of 2020. The economy grew by 3.11% in Q1:2022 and 3.54% in Q2:2022. The growth during the period was indicative of the economy's response to the post pandemic fiscal and monetary policy actions targeted at stimulating growth. The growth was majorly driven by Agriculture, ICT, Trade and Manufacturing.

Oil revenues has also picked up with recovery in global oil prices but did not translate into growth in revenue as gains from the price rally were offset by local subsidy payment on petroleum, as well as the largescale theft in the oil and gas sector that resulted in the reduction of revenue and foreign exchange to the country.

In line with the turnout of global events, the domestic economy has witnessed rising inflation, as the rate of inflation increased from 20.77% in September 2022 to 21.34% in December 2022. The Monetary Policy Committee (MPC), in their quest to contain the raising inflation rate, increased the monetary policy rate (MPR) from 15.50% in September, 2022 to 16.50% in December 2022 and retained the Cash Reserve Ratio (CRR) at 32.50% to help curb the increase in domestic money supply in order to moderate exchange rate pressures by incentivizing the retention of foreign capital and credit lines. However, inflationary pressures are expected to continue particularly with the election cycle ahead and further development in global inflation trend.



1.2 Developments in the Capital Market

1.2.1 The Stock Market

Activities on the Nigerian Bourse witnessed an increase in Q4: 2022 as the All Share Index (NSE-ASI) and Market Capitalization closed at 51,251.06 points and ₦27.92 trillion, compared to 49,024.16 points and ₦26.45 trillion in Q3 2022 indicating a gain of 4.54% (ASI) and 5.56% (Mkt Cap), respectively.

In spite of rising inflation and interest rate hike, Nigeria's equity market ended 2022 on a positive note as the NGX All-Share Index appreciated by 19.98% to end 2022 with 51,251.06 points this was likely due to increased buying pressure particularly in blue-chip stocks. Stocks had posted losses in the prior months in H2 of 2022 before rallying in November and December of 2022 with 8.72% and 7.50% respectively. The losses were affected by foreign investors selling off stocks due to scepticism created by the build up to the 2023 general election tensions. This reduced foreign investor participation and retail investors contributed to the losses.

Local equity investors gained about ₦5.6 trillion or 19 per cent in 2022. The figure is, however, higher than the marginal 5.7 per cent growth recorded in 2021.



1.2.2 The Bond Market

According to the S&P/FMDQ Sovereign Bond Index, which tracks the performance of sovereign debt publicly issued by the Federal Government of Nigeria, increased by 3.34% as it increased from **₦594.46 Billion** as 30 September 2022 to **₦614.29 Billion** as at 31 December 2022. The Monetary Policy Committee increased the policy rate (MPR) by 100 bps from 15.50% to 16.50% in the month of November 2022, in order to curb the rising inflation rate in the economy that was caused by the rising cost of energy due to the Russian Ukraine war. The increase in the MPR resulted in increase in short-and-medium-term yield.

Sources:

S&P/FMDQ Sovereign Bond index, 2022

National Bureau of Statistics, 2022

Nigerian Exchange Group website/report, 2022



SECTION TWO



2.0 REGULATORY AND SUPERVISORY ACTIVITIES

2.1 Surveillance of the Pension Industry

2.1.1 Update on the On-Site Examinations of Licensed Pension Funds Operators

The Commission concluded the 2022 Onsite Examination of Licensed PFOs and has thus far examined 23 PFOs.

2.1.2 Membership of Closed Pension Fund Operators

S/N	NAME OF CPFA	NAME OF FUND	MEMBERSHIP
1.	Chevron Nigeria Closed PFA Limited	Chevron Nigeria Closed Pension Fund	Active – 1583 Pensioners- 1438
2.	Nestle Nigeria Trust (CPFA) Limited	Nestle Nigeria Pension Fund	883
3.	Nigerian Agip CPFA Limited	Nigerian Agip Oil Company Limited (Staff Pension Fund) Agip Energy and Natural Resources Nigeria limited (Staff Pension Fund) Nigeria Agip Exploration Limited (Staff Pension Fund)	Active – 861 Pensioners - 742 Active – 0 Pensioners - 25 Active – 36 Pensioners - 3
4.	Progress Trust CPFA Limited	Nigeria Breweries Pension Fund (Old Fund) Nigeria Breweries Pension Fund (New Fund) Nigeria Breweries Pension Fund (Pensioners Fund)	387 2243 792
5.	Shell Nig. Closed Pension Fund Administrator Limited	Shell Nigeria Staff (Non-Contributory) Fund	Active – 1693 Pensioners - 3236
6.	Total (E & P) Nigeria CPFA Limited	Total E & P Nigeria Staff Non Contributory Pension Fund	Active – 1021 Pensioners - 525



2.1.3 Appointment of Executive/Non-Executive Directors and Top Management of Pension Fund Operators

The Commission approved the following appointments during the Fourth Quarter, 2022:

S/N	Name of Nominee	Operator	Position	Date of Appointment
1.	Dr. Babatunde Babalola Onadeko	Veritas Glanvills Pensions Limited	Non-Executive Director	4 October 2022
2.	Mr. Abolaji Ezekiel Peters	Radix Pensions Managers Limited	Head, Business Development Department	17 October 2022
3.	Mr. Segun Hunga	Radix Pensions Managers Limited	Head, Investment Treasury Department	17 October 2022
4.	Mr. Adebayo Babafemi Bola	Guaranty Trust Pension Managers Limited	Head, Finance Department	20 October 2022
5.	Mrs. Onoru Olufemi Moromoke	Veritas Glanvills Pensions Limited	Company Secretary/Legal Adviser	21 October 2022
6.	Mrs. Olanike Ajetunmobi	Stanbic IBTC Pension Managers Limited	Head, Finance Department	25 October 2022
7.	Mrs. Dosunmu, Adetoun Ajibike	Guaranty Trust Pension Managers Limited	Executive Director, Investment & Business Division	26 October 2022
8.	Mr. Uche Obaloje	Sigma Pensions Limited	Acting Head, Information & Communication Technology Department	28 October 2022
9.	Mr. Alex Ugochinyere Alozie	UBA Pensions Custodian Limited	Non-Executive Director	1 November 2022
10.	Mr. Olusegun A. Odubogun	NLPC Pension Fund Administrators Limited	Independent Non-Executive Director	4 November 2022
11.	Mrs. Onyinye Chidi-Ebere	Norrenberger Pensions Limited	Head, Research & Strategy Department	7 November 2022
12.	Mrs. Ogechukwu Ukaga	Norrenberger Pensions Limited	Head, Corporate Services Department	7 November 2022
13.	Mr. Akinwumi Godson Fanimokun	First Pensions Custodian Limited	Chairman	9 November 2022
14.	Mr. Rotimi Adebisi	Crusader Sterling Pensions Limited	Managing Director	9 November 2022
15.	Mr. Christopher Olumuyiwa Falanku	FCMB Pensions Limited	Chief Compliance Officer	10 November 2022
16.	Mrs. Joan Olinke	Radix Pensions Managers Limited	Head, Operations Department	11 November 2022
17.	Mr. Osarhieme Osaghae	FCMB Pensions Limited	Executive Director, Business Development and Operations	14 November 2022
18.	Mr. Sadi Abdu	Premium Pension Limited	Executive Director	14 November 2022
19.	Dr. Abubakar Ardo	Norrenberger Pensions Limited	Head, Business Development - North	17 November 2022
20.	Mr. Bernadus Antonius Wessels Boer	Progress Trust CPFA Limited	Non-Executive Director	18 November 2022



S/N	Name of Nominee	Operator	Position	Date of Appointment
21.	Mr. Benjamin Okorie-Agidi	Total E & P Nigeria CPFA Limited	Managing Director	18 November 2022
22.	Mrs. Azuka Eluchie	Nigerian Agip CPFA Limited	Managing Director	18 November 2022
23.	Mr. Olufemi Dada	Crusader Sterling Pensions Limited	Executive Director, Business Development	21 November 2022
24.	Mr. Herbert Wigwe	Access Pensions Limited	Chairman/Non-Executive Director	21 November 2022
25.	Mr. Robert Imowo	First Guarantee Pension Limited	Non-Executive Director	21 November 2022
26.	Mr. Atiku Audu	ARM Pension Managers Limited	Head, Investment Management Department	28 November 2022
27.	Mr. Ayo-Majaro Ayodeji Babatunde	ARM Pension Managers Limited	Head, Benefit & Administration Department	28 November 2022
28.	Mr. Adewale Okunrinboye	Sigma Pensions Limited	Head, Investment Management Department	29 November 2022
29.	Mr. Aisadion-Okezi Akhiden Clement	Norrenberger Pensions Limited	Head, Internal Audit & Control Department	5 December 2022
30.	Mr. Oluseyi Olatunji Adeyemi	NLPC Pension Fund Administrators Limited	Acting Head, Internal Audit Department	7 December 2022
31.	Ms. Helen Afekoru Duaka	UBA Pensions Custodian Limited	Chief Financial Officer	13 December 2022
32.	Mr. Chijioke Melvin Iteghete	ARM Pension Managers Limited	Head, Information & Communication Technology Department	28 December 2022

2.1.4 Resignation of Executive/Non-Executive Directors and Top Management of Pension Fund Operators

In a similar vein, the Commission approved the exit of some Board members from the Board of seven (7) Pension Fund Operators in line with the Corporate Governance Code for licensed PFOs, during the quarter under review. Those who resigned are listed in the Table below:

S/N	Name	Operator	Position	Date Approved
1	Mr. Babafemi Adebayo	Radix Pension Managers Limited	Head, Finance & Accounts Department	18 October 2022
2	Ms. Uzoma Muogbo	Leadway Pensure Limited	Head, Customer Experience	26 October 2022
3	Mr. Wole Fanimokun	First Pension Custodian Nigeria Limited	Head, Contributions Management Department	9 November 2022
4	Ms. Abisola Ogundeji	First Pension Custodian Nigeria Limited	Company Secretary/Head, Legal Department	9 November 2022
5	Mallam Umar Yahaya	First Pension Custodian Nigeria Limited	Chairman	9 November 2022
6	Dr. Femi Oyetunji	CrusaderSterling Pensions Limited	Independent Non-Executive Director	14 November 2022
7	Mr. Kunle Omilani	Mr. Kunle Omilani	Independent Non-Executive Director	14 November 2022

2.1.5 Other Activities

The Commission issued a Circular listing current list of Licensed Primary Mortgage Lender and their addresses, as provided by the Central Bank of Nigeria (CBN). This was in line with Section 4.2.5 of the Guidelines on Accessing Retirement Savings Account (RSA) Balance Towards Payment of Equity Contribution for Residential Mortgage by RSA Holders.

2.2 Update on Compliance by the Private Sector

2.2.1 Issuance of Pension Clearance Certificates

The Commission received 1,100 applications from private sector organizations for the issuance of Pension Clearance Certificates (PCCs). The applications were processed and a total of 957 PCC were issued to organizations that met the requirements while 143 applications are processed. The sum of ₦3,552,977,608.29 into the Retirement Savings Accounts (RSAs) of their employees, totalling 12,264.

2.2.2 Update on the Recovery of Outstanding Pension Contributions and Penalties from Defaulting Employers

Following the issuance of demand notices to defaulting employers whose pension liabilities were established by the Recovery Agents (RAs), the sum of ₦853,402,776.29 representing principal contribution (₦187,373,485.27) and penalty (₦666,029,291.02) was recovered from 25 defaulting employers during the quarter under review. Meanwhile, 34 defaulting employers have been recommended for appropriate legal action, after all administrative steps taken to make them comply failed. From the commencement of the recovery exercise in June 2012 to 31 December 2022, a total of ₦24,149,058,653.62 comprising of principal contributions (₦12,247,623,757.35) and penalties (₦11,901,434,896.26) was recovered from defaulting employers.

2.2.3 Update on Refund of Pension Contributions to Personnel of the Military and Other Security Agencies

During the quarter under review, the Commission granted approval for the refund of ₦888,086.60 to 8 personnel of the Military and other Security Agencies who were exempted from the Contributory Pension Scheme (CPS). Two (2) requests for refund were rejected due to incomplete information while 23 requests are being processed.

2.2.4 Supervision of the Pension Transitional Arrangement Directorate (PTAD)

The Commission attended the 2022 South-South Zone Stakeholders Engagement Forum from 7 to 8 December 2022 hosted by PTAD. The Commission received 8 Defined Benefits Scheme related complaints which were forwarded to PTAD for resolution.

2.2.5 Update on the Nigeria Social Insurance Trust Fund (NSITF)

The Commission received 16 batches of applications to transfer NSITF contributions on behalf of 188 NSITF contributors for the sum of ₦12,268,354.46 during the quarter under review. Approval was granted to transfer ₦11,191,944.13 to RSAs of the 188 members. Similarly, the Commission approved monthly pensions in the sum of ₦41,226,728.90 to 2,394 NSITF pensioners. Thus from 2006 to date, total pension payment made to NSITF pensioners from the NSITF fund amounted to the sum of ₦5,336,816,781.80.

2.2.6 Complaints and Enquiries

The Commission received 82 complaints relating to non-remittance of pension contributions. Out of the number received, 7 complaint were resolved while the remaining 75 complaints were at various stages of resolution.

2.3 Compliance by State Governments

2.3.1 Status of Implementation of the CPS and other Schemes

The number of States with laws on the CPS remained Twenty-Five (25) as at Q4 2022, seven (7) States were at bill stage. Five (5) States had enacted Laws on the Contributory Defined Benefits Scheme (CDBS) with two (2) out of these five (5), i.e. Jigawa and Kano currently implementing the scheme (Kano is yet to transfer the pension assets to a Pension Fund Custodian though), while the other three (3) – Gombe, Zamfara and Adamawa are yet to commence implementation of the CDBS. Further details on the status of implementation of the CPS and other pension arrangements by the States are contained in the table below:

STATUS OF IMPLEMENTATION ON PENSION ARRANGEMENTS IN STATES AND THE FCT AS AT SEPTEMBER 2022										
States at Bill Stage	States with Enacted Laws on CPS	States with Pension Bureau/ Board in line with CPS	States Remitting ER & EE Pension Contributions	States that had Conducted Actuarial Valuation	Availability of RBBRFA	Funding of Accrued Rights	Payment of Pension Under CPS	Valid Group Life/ Sinking Fund	States Remitting only EE Pension Contributions	States with CDBS Pension Schemes
Number of States										
7	25	15	10	7	10	7	7	7	2	5
KWARA	LAGOS	LAGOS	LAGOS	LAGOS	LAGOS	LAGOS	LAGOS	LAGOS	KEBBI	JIGAWA
PLATEAU	FCT	FCT	FCT	FCT	FCT	FCT	FCT	FCT	RIVERS	KANO
CROSS RIVER	OSUN	OSUN	OSUN	OSUN	OSUN	OSUN	OSUN	OSUN		ADAMAWA
BORNO	KADUNA	KADUNA	KADUNA	KADUNA	KADUNA	KADUNA	KADUNA	ONDO		GOMBE
AKWA IBOM	DELTA	DELTA	DELTA	DELTA	DELTA	DELTA	DELTA	EDO		ZAMFARA
KATSINA	EKITI	EKITI	EKITI	EKITI	ANAMBRA (LG)	ANAMBRA (LG)	EKITI	KADUNA		
YOBE	ONDO	ONDO	ONDO	RIVERS	RIVERS	EDO	EDO	EKITI		
	EDO	EDO	EDO		NIGER					
	BENUE	BENUE	BENUE		EKITI					
	KEBBI	KEBBI	ANAMBRA		EDO					
	NIGER	NIGER								
	RIVERS	RIVERS								
	OGUN	OGUN								
	BAYELSA	BAYELSA								
	KOGI	KOGI								
	ANAMBRA									
	ABIA									
	TARABA									
	IMO									
	SOKOTO									
	EBONYI									
	NASARA-WA									
	ENUGU									
	OYO									
	BAUCHI									

* States with backlog of Remittances: Osun, Anambra, Delta, FCT Area Councils, Ekiti, Ondo and Benue (Only 3 MDAs remitting)

** Anambra (LG): Only a one-off payment of ₦300 million was made in 2019. This amount has now grown to ₦700 Million as at 30 September 2022.

2 States (Jigawa and Kano) implementing CDBS. Gombe, Zamfara and Adamawa have laws on CDBS but are yet to commence implementation

EE – Employee; ER – Employer

CPS – Contributory Pension Scheme

CDBS – Contributory Defined Benefits Scheme

RBBRFA – Retirement Benefits Bond Redemption Fund Account

FILED: 2023-09-20, 10:00 AM, 100 State Government, Abuja, Nigeria

2.3.2 Update on the ₦2 Billion Monthly Commitment by the Lagos State Government to defray the Accrued Rights of Retirees



The Lagos State Government has consistently failed to honour the ₦2 billion monthly commitment to clear the accrued rights of its retirees. As at the end of the 4th Quarter of 2022, there was no record of the State fulfilling its monthly commitment of remitting ₦2 billion for the months of October, November and December 2022. Only a total sum of ₦7.83 billion was so far redeemed as against the expected sum of ₦26 billion during the period. This therefore leaves a cumulative shortfall of ₦18.17 billion that was yet to be redeemed as at the end of December 2022.

2.3.3 Routine Inspection of the Lagos State Pension Arrangements

The Head, States Operations Department led an inspection team to conduct an onsite routine inspection of the Lagos State Pension Arrangements from 12 to 15 December 2022. The inspection was aimed at assessing the status of implementation of the Contributory Pension Scheme (CPS) by the Lagos State Government and its agencies, as well as the administration of the Defined Benefits Scheme (DBS) in the State. The inspection report is being finalized for Management's consideration and approval.

2.3.4 Update on Management of Ekiti State Retirement Bond Redemption Fund (RBBRF)

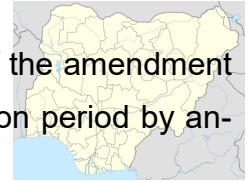
The Ekiti State Pension Commission via a letter of 28 November 2022 informed the Commission of its intention to appoint Veritas Glanvills Pensions Limited as one of the PFAs designated to manage its RBBRF. The Commission is in the process of consolidating its review of the Portfolio Management Agreement with those received from Investment, Surveillance, and Legal Departments for Management's consideration and approval for subsequent adoption by the Ekiti State Pension Commission.

2.3.5 Congratulatory Letter to the Executive Governor of Ekiti State

The Commission wrote a letter to the new Executive Governor of Ekiti State, His Excellency Biodun Oyebanji, congratulating him on his swearing in as the Executive Governor of the State. The Commission used the medium to highlight the modest achievements made by the State in the implementation of the CPS as well as the outstanding milestones that still need to be achieved by the State in its quest at achieving pension sustainability.

2.3.6 Update on the Amendment of River State Pension Reform Law 2019

The Rivers State Government informed the Commission in October 2022 of the amendment of the Rivers State Pension Reform Law 2009 to further extend the transition period by another (3) years from June 2022 to July 2025.



The current amendment implies that all active employees of Rivers State who made contributions under the Contributory Pension Scheme (CPS) and those due to retire under the CPS up to 30 June 2025, have been transited to the Defined Benefits Scheme (DBS).

2.3.7 The Status of Refund on Zamfara State Funds

Messrs Royal Rocks Consulting Limited, Consultants to the Zamfara State Government raised some observations on the Commission's report on the refund of pension contributions to the Zamfara State Government and its employees. After a review of the Comments, the Commission responded to the Consultants stating that the observed discrepancies in the initial amount expected to be refunded by PFAs and the actual refunds were largely due to incomes that accrued on the RSAs balances before the transfers were made to the State Government and its employees.

2.3.8 Retreat on 2022 Pension Management System for Stakeholders and Pension Desk Officers

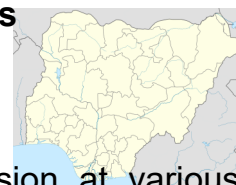
The Commission acceded to a request by the Honorable Minister of State (FCT), Dr Ramatu Tijani Aliyu, for the Commission to facilitate a retreat programme organized by the FCT Area Council Pension Board for Stakeholders and Pension Desk Officers of the FCT. The event took place from 14 to 16 December 2022 at Koroduma, Nassarawa State. The Commission's representatives made presentations on the recent developments in the pension industry and salient issues in the implementation of the CPS.

2.3.9 Update on Interactive/Capacity Building Sessions by The Department

The Commission made presentations at an Interactive Session organized by the FCT Pension Department in collaboration with the consortium of Brokers and Underwriters on 10 November 2022, at the Labour House Conference Hall. The presentation was on the Emerging Issues/Recent Developments in the Contributory Pension Scheme. 183 participants which included the Heads of Administration, Pension Desk Officers and staff of the FCT Pension Department attended the event.

Furthermore, the Department made presentations at Interactive Sessions organized by the FCT Area Council Staff Pension Board for Teachers and Officials of the Nigerian Union of Teachers in the FCT on 13 December 2022, in the six (6) area councils of the FCT, namely AMAC, Bwari, Kuje, Gwagwalada, Kwali, and Abaji. Papers were presented on the features of the Contributory Pension Scheme (CPS), and recent developments in the pension industry to the participants which included Head Teachers, Pension Desk Officers and staff of the FCT Pension Department.

2.3.10 Engagement Meetings/ Familiarization Visits and Courtesy Calls



Stakeholder Engagement

The Zonal Offices in November 2022 represented the Commission at various schools within their respective jurisdictions, to commemorate the World Savings Day 2022. The Global Money Week is an annual global event which seeks to create awareness campaigns on the importance of ensuring that young people, from an early age, are financially aware and gradually acquire knowledge on how to earn and save money, acquire skills, the right attitudes and behaviours necessary to make sound financial decisions. Presentations were made by staff of the Zonal Offices to the students on the importance of savings as well as setting aside funds to cater for old age.

Educational gift items such as the Commission's branded exercise books, mathematical sets and calculators were distributed to the participants at the end of programmes.

The North Central Zonal Office (NCZO) visited eleven (11) Health and Private Sector Organisations within its jurisdiction between 2 December and 16 December 2022. The purpose of the visits was to ascertain the level of their compliance with the PRA 2014. The representatives of the Commission and the Organisations discussed issues pertaining to implementation of the CPS in the respective Organisations.

Zonal Office	Sensitization Topics	Date	Mode of Delivery	No. of Participants
North-East	Sensitisation Session for staff of the Federal High Court, Gombe on the workings of the CPS	18 December 2022	Physical	83
	Sensitisation Session for staff of Ajinomoto Foods Nig. Limited, Gombe on the workings of the CPS.	21 October 2022	Physical	12
	Sensitisation Session for staff of the Federal Secretariat, Gombe on the workings of the CPS.	21 October 2022	Physical	44
	Sensitisation Session for Management and staff of the National Orientation Agency, Gombe.	26 October 2022	Physical	82
	Sensitisation Session for staff of the Federal Medical Centre (FMC) Nguru, Yobe State on the workings of the CPS.	29 October 2022	Physical	18

Sensitization/Enlightenment Workshops:



Zonal Office	Sensitization Topics	Date	Mode of Delivery	No. of Participants
North-Central	Sensitisation Session on the workings of the CPS for staff of the Federal Teaching Hospital, Gombe State.	8 November 2022	Physical	183
	Sensitisation Session on the workings of the CPS for staff of the Industrial Training Fund (ITF) Gombe.	10 November 2022	Physical	7
	Sensitisation Session on the workings of the CPS for staff of the North-East Development Commission (NEDC), Gombe.	14 November 2022	Physical	7
	Sensitisation Session on the workings of the CPS for staff of the Government Science Secondary School, Gombe	14 November 2022	Physical	262
	Sensitisation session for the Nigeria Immigration Service, Kwara State Command on the workings of the CPS.	5 October 2022	Physical	37
	Sensitisation Session on the workings of the CPS for staff of the Federal Inland Revenue Service (FIRS), Ilorin, Kwara State.	12 October 2022	Physical	50
	Sensitisation Session on the workings of the CPS for staff of the Federal Mortgage Bank, Ilorin, Kwara State.	13 October 2022	Physical	50
	Sensitisation Session on the CPS for National Youth Service Corps (NYSC) members in Ilorin, Kwara State.	27 October 2022	Physical	85
	Sensitisation session on the workings of the CPS for the Nigerian Deposit Insurance Corporation, Kwara State.	7 November 2022	Physical	17
	Sensitisation Session on the workings of the CPS for staff of the Kwara Chamber of Commerce Industry Mines and Agriculture, Ilorin, Kwara State.	17 November 2022	Physical	75
SOD- H/O	Sensitisation Session on the workings of the CPS for staff of the Government High School, Adeta, Ilorin, Kwara State.	10 November 2022	Physical	39
North-West	Sensitisation Session on the Recent Development in the implementation of the CPS for staff of the FCT Pension Department, FCT, Abuja.	10 November 2022	Physical	183
	Sensitisation Session for staff of the Nigerian Police Academy (POLAC) Wudil, Kano State on the recent developments on the CPS.	6 October 2022	Physical	92
	Sensitisation Session on the workings of the CPS for staff of the Federal College of Education (FCE) Bichi, Kano State.	14 November 2022	Physical	262

Sensitization/Enlightenment Workshops:



Zonal Office	Sensitization Topics	Date	Mode of Delivery	No. of Participants
South-West	Sensitisation Session on the workings of the CPS for staff of the Nigerian Shippers Council (North-West Zonal Directorate) Kano State.	15 November 2022	Physical	15
	Sensitisation Session on the workings of the CPS for staff of the Nigerian Security and Civil Defence Corps, Kano State Command.	5 December 2022	Physical	134
	Enlightenment On The Contributory Pension Scheme And Recent Development In The Pension Industry For Staff Of Nigeria Security And Civil Defence Corps Area C Federal Secretariat Command, Kano.	6 December 2022	Physical	27
	Enlightenment On The Contributory Pension Scheme And Recent Development In The Pension Industry For Staff Of Nigeria Security And Civil Defence Corps Area B. Garko Area Command, Kano.	7 December 2022	Physical	38
	Enlightenment On The Contributory Pension Scheme And Recent Development In The Pension Industry For Staff Of Nigeria Security And Civil Defence Corps Area A. Garo Area Command, Kano.	5 December 2022	Physical	35
	Enlightenment On The Contributory Pension Scheme And Recent Development In The Pension Industry For Staff Of Nigeria Security And Civil Defence Corps Kano State Command	8 December 2022	Physical	34
	Session for staff of the Nigeria Security Printing and Minting Plc, Lagos.	13 October 2022	Physical	112
	Sensitisation Session on the workings of the CPS for staff of the Unitrust Insurance Company Limited, Lagos.	14 October 2022	Physical	83
	Sensitisation Session on the workings of the CPS for staff of May & Baker Plc, Ota, Ogun State.	25 October 2022	Physical	44
	Session on the workings of the CPS for staff of May & Baker Plc, Ikeja, Lagos State.	26 October 2022	Physical	200
	Sensitisation Session on the workings of the CPS for staff of the Federal Road Safety Corps (Wudil Unit Command), Kano.	26 October 2022	Physical	38
	Enlightenment Session on the Micro Pension Plan (MPP) for members of the Nigerian Bar Association, Ikorodu, Lagos.	7 November 2022	Physical	75
	Enlightenment Session on the Micro Pension Plan (MPP) for members of the Nigerian Bar Association, Lagos.	14 November 2022	Physical	78
	Sensitisation Session on the workings of the CPS for students of Mafoluku Senior Grammar School, Lagos State.	14 November 2022	Physical	120
	Sensitization Session on the workings of the CPS for staff of the Nigerian Communication Commission (NCC), Ikoyi, Lagos.	4 November 2022	Physical	23
	Sensitisation Session on the workings of the CPS for staff of the Centre for Management Development, Ikeja, Lagos State.	25 November 2022	Physical	21
	Enlightenment Session on the Workings of CPS for the Management and Staff of Federal College of Fisheries Marine Technology, Lagos	12 December 2022	Physical	73

Sensitization/Enlightenment Workshops:



Zonal Office	Sensitization Topics	Date	Mode of Delivery	No. of Participants
South-East	Enlightenment Session on the Workings of CPS for the Management and Staff of Hydrodive Nigeria Limited, Lagos	12 December 2022	Physical	21
	Sensitisation Session on the workings of the CPS for staff of the National Bureau of Statistics (NBS), Awka, Anambra.	25 October 2022	Physical	19
	Sensitisation Session on the workings of the CPS for staff of the Nigeria Social Insurance Trust Fund (NSITE), Awka, Anambra.	25 October 2022	Physical	41
	Sensitisation Session for staff of the Legal Aid Council, Awka, Anambra State.	25 October 2022	Physical	10
	Sensitisation Session for staff of the Anambra State Broadcasting Service (ABS) Awka, Anambra State.	6 October 2022	Physical	49
South-East	Sensitisation Session on the workings of the CPS for staff of the Nigerian Correctional Service (NCS), Awka, Anambra.	3 November 2022	Physical	50
	Sensitisation Session on the workings of CPS for staff of the Ministry of Women and Social Welfare, Awka, Anambra.	8 November 2022	Physical	18
	Sensitisation Session on the workings of the CPS for staff of the Standards Organization of Nigeria (SON), Awka, Anambra State.	11 November 2022	Physical	15
	Sensitisation Session on the workings of the CPS for staff of the Federal Road Maintenance Agency (FERMA) Awka, Anambra State.	15 November 2022	Physical	15
	Sensitisation Session on the workings of the CPS for staff of the Federal Ministry of Agriculture and Rural Development (FMARD) Awka, Anambra State.	15 September 2022	Physical	12
	Central Bank of Nigeria (CBN), Along Aroma Junction on the Enugu-Onitsha Expressway Awka, Anambra State.	8 December 2022	Physical	40
South-South	Federation of Tourism Association of Nigeria Calabar, Cross River State	8 December 2022	Virtual	60
	Sensitisation Session on the workings of CPS for staff of the Federal Mortgage Bank of Nigeria, Calabar, Cross River State	6 December 2022	Physical	7
	Sensitisation Session on the workings of the CPS for staff of the National Directorate of Employment (NDE), Calabar, Cross Rivers State.	25 October 2022	Virtual	19
	Sensitisation Session on the workings of the CPS for staff of the Code of Conduct Bureau, Calabar, Cross Rivers State.	26 October 2022	Physical	10
	Sensitisation Session on the workings of the CPS for staff of the Nigeria Maritime and Administration Agency, Calabar, Cross Rivers State.	3 November 2022	Physical	27



Sensitization/Enlightenment Workshops:

Zonal Office	Sensitization Topics	Date	Mode of Delivery	No. of Participants
	Sensitisation Session on the workings of the CPS for staff of the Margaret Ekpo Secondary School, Calabar, Cross Rivers State.	14 November 2022	Physical	100
	Sensitisation Session on the workings of the CPS for staff of the Nigerian Geology Survey, Calabar, Cross Rivers State.	16 November 2022	Physical	5
	54 Sensitizations			3,265

2.3.11 Complaints/Enquiries Received:

The Zonal Offices received a total of **1,454** complaints/enquiries on issues relating to multiple registrations and underpayments/non-payments of retirement benefits. A total of **1,290** complaints/enquiries were resolved at the respective Zonal Offices while the remaining **164** were forwarded to the relevant Head Office Departments, for resolution.

2.3.12 Requests/Renewals of Compliance Certificate:

The Zonal Offices received a total of **228** requests for issuance/renewal of Pension Clearance Certificates within the 4th Quarter 2022. Out of this number, **158** applications were reviewed and forwarded to the Compliance & Enforcement Department for further processing, while **70** applications were stepped down due to incomplete documentation.





2.4 Update on the Micro Pension Plan

2.4.1 Micro Pension Registration and Contribution

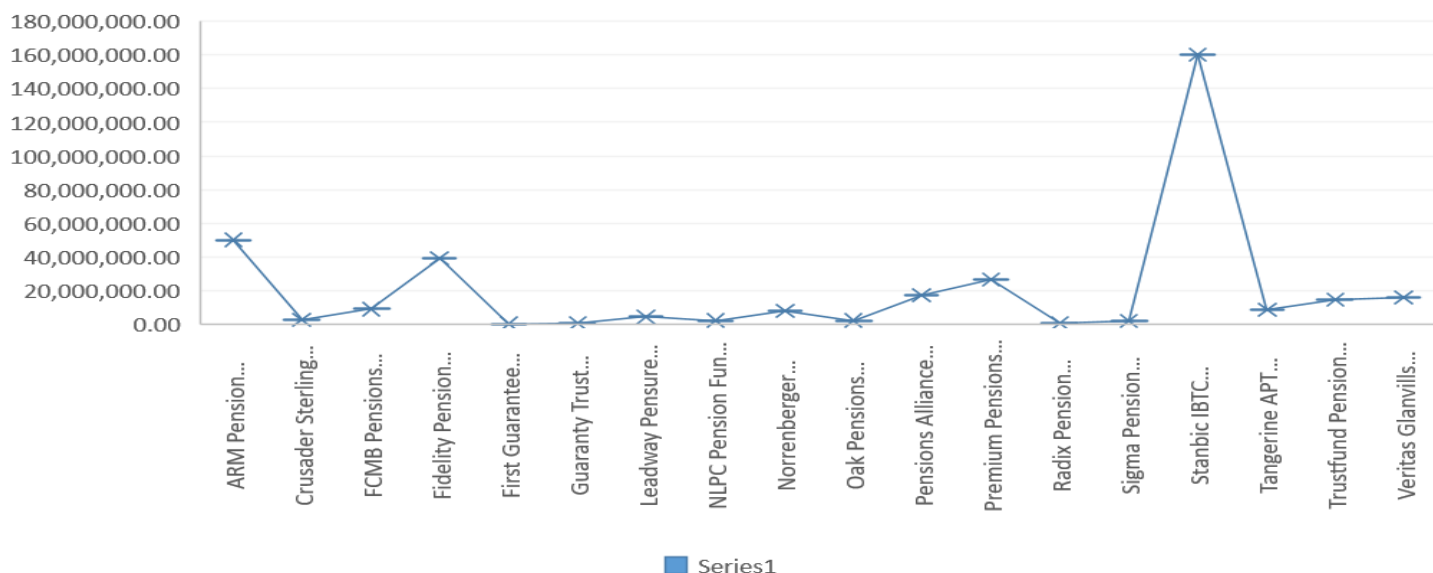
A total number of **4,715** Micro Pension Contributors (MPC) were registered during the period under review by **18** Pension Fund Administrators bringing the total number of registered participants to **89,327** as at December, 2022. Details of the registered MPCs by PFAs are shown in Table 5 below:

Table 5:

S/N	PFA Name	Total No. of RSAs as at 30 Sep 2022	RSAs for Oct 2022	RSAs for Nov 2022	RSAs for Dec 2022	RSAs Registered 4 th Quarter, 2022	Total No. of RSAs as at 31 Dec 2022	% of Total
1	ARM Pension Managers (PFA) Limited	21,375	324	321	560	1,205	22,580	25.28
2	Crusader Sterling Pensions Ltd	1,460	2	2	0	4	1,464	1.64
3	FCMB Pensions Limited	4,050	4	26	75	105	4,155	4.65
4	Fidelity Pension Managers Limited	6,826	11	5	45	61	6,887	7.71
5	First Guarantee Pensions Limited	852	5	0	0	5	857	0.96
6	Guaranty Trust Company	862	3	128	0	131	993	1.11
7	Norrenberger Pensions	3,237	3	1	3	7	3,244	3.63
8	Leadway Pensure PFA Limited	1,290	35	4	6	45	1,335	1.49
9	NLPC Pension Fund Administrators Limited	1,973	14	72	44	130	2,103	2.35
10	Oak Pensions Limited	843	9	10	4	23	866	0.97
11	Pensions Alliance Limited	7,082	21	39	6	66	7,148	8.00
12	Premium Pensions Limited	6,597	12	11	8	31	6,628	7.42
13	Radix Pension Managers Limited	134	10	8	51	69	203	0.23
14	Sigma Pensions Limited	16	24	6	9	39	55	0.06
15	Stanbic IBTC Pension Managers Limited	13,514	593	397	458	1,448	14,962	16.75
16	Tangerine APT Pensions Limited	5,946	543	276	246	1,065	7,011	7.85
17	Trustfund Pensions PLC	4,918	3	30	31	64	4,982	5.58
18	Veritas Glanvills Pensions Limited	3,637	77	118	22	217	3,854	4.31
	Grand Total	84,612	1,693	1,454	1,568	4,715	89,327	100.00

The table above reveals that within the quarter, Stanbic IBTC Pension Managers Limited, ARM Pensions Managers (PFA) Limited and Tangerine APT Pensions Limited registered the largest number of MPCs with **1,448**, **1,205** and **1,065** respectively. Conversely, Norrenberger Pension, Crusader Sterling Pension Limited, First Guaranty Pensions Limited had the least RSA numbers with **7**, **4** and **3**, respectively.

Total Value of MPP Fund as at 31 December 2022



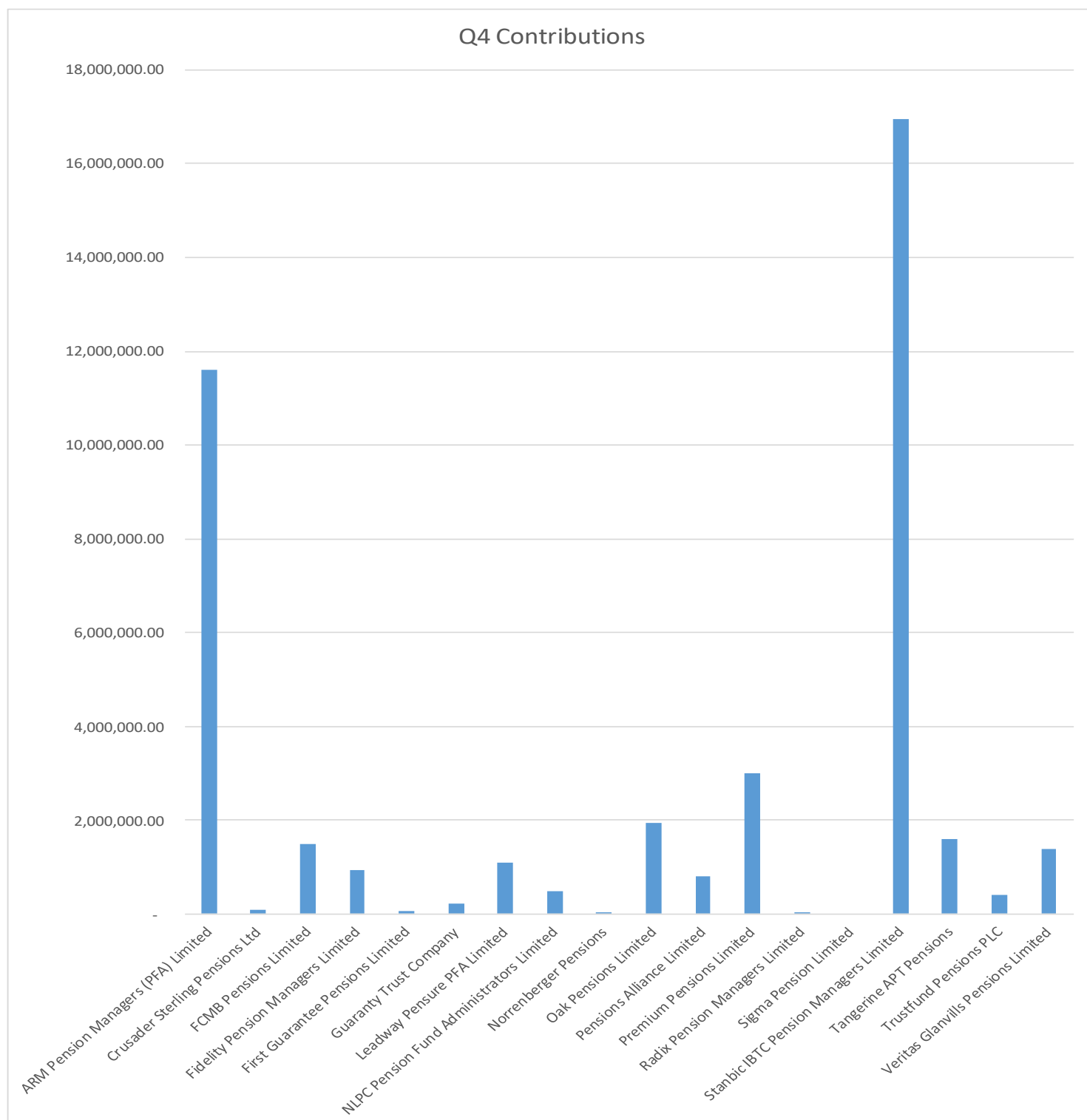
2.4.2 Pension Contributions Received from Micro Pension Contributors

The total Pension Contributions received from MPCs in Q4 2022 was **₦42,118,470.69**. This brings the total Pension Contributions received to **₦368,034,392.81** from **89,327** MPCs as at 31 December 2022 as shown in Table 6 below:

S / N	PFA of Name	Total Value of Fund as at 30 September 2022 (N) 2nd Qtr	Contribution Received for Oct 2022 (N)	Contribution Received for Nov 2022 (N)	Contribution Received for Dec 2022 (N)	Contribution Received for the 4 th quarter	Total Value of Fund as at 31 Dec 2022 (N)	% Increase
1	ARM Pension Managers (PFA) Limited	38,619,864.84	1,266,767.26	2,452,097.99	7,892,283.00	11,611,148.25	50,231,013.09	13.65
2	Crusader Sterling Pensions Ltd	2,788,057.75	40,000.00	25,000.00	25,000.00	90,000.00	2,878,057.75	0.78
3	FCMB Pensions Limited	7,767,669.48	504,000.00	759,150.00	231,000.00	1,494,150.00	9,261,819.48	2.52
4	Fidelity Pension Managers Limited	38,567,887.14	-	-	926,000.00	926,000.00	39,493,887.14	10.73
5	First Guarantee Pensions Limited	453,901.87	55,000.90	2,200.00	-	57,200.00	511,101.87	0.14
6	Guaranty Trust Company	678,928.96	66,000.00	147,817.94	-	213,817.94	892,746.90	0.24
7	Leadway Pensions PFA Limited	3,547,012.89	186,403.00	906,186.15	-	1,092,589.15	4,639,602.04	1.26

S/ N	PFA of Name	Total Value of Fund as at 30 June 2022 (N) 2nd Qtr	Contribution Received for July 2022 (N)	Contribution Received for August 2022 (N)	Contribution Received for September 2022 (N)	Contribution Received for the 3 rd quarter	Total Value of Fund as at 30 September 2022 (N)	% Increase
8	NLPC Pension Fund Administrators Limited	1,926,881.01	36,000.00	13,000.00	432,250.00	481,250.00	2,408,131.01	0.65
9	Norrenberger Pensions	8,204,786.32	12,120.00	7,120.00	15,100.00	34,340.00	8,239,126.32	2.24
10	Oak Pensions Limited	429,112.94	1,920,009.18	28,000.00	-	1,948,009.18	2,377,122.12	0.65
11	Pensions Alliance Limited	16,742,188.54	540,600.00	104,000.00	155,500.00	800,100.00	17,542,288.54	4.77
12	Premium Pensions Limited	23,577,963.14	388,300.00	665,000.00	1,953,000.00	3,006,300.00	26,584,263.14	7.22
13	Radix Pension Managers Limited	743,391.77	34,000.00	-	2,000.00	36,000.00	779,391.77	0.21
14	Sigma Pensions Limited	2,132,138.89	-	-	-	-	2,132,138.89	0.58
15	Stanbic IBTC Pension Managers Limited	143,334,840.77	8,201,818.00	5,532,900.00	3,208,600.00	16,943,,318.00	160,278,158.77	43.55
16	Tangerine APT Pensions Limited	7,130,110.25	422,135.50	527,206.01	654,647.66	1,603,898.17	8,734,099.42	2.37
17	Trustfund Pensions PLC	14,458,104.91	72,500.00	214,500.00	102,500.00	389,500.00	14,847,604.91	4.03
18	Veritas Glanvills Pensions Limited	14,813,080.65	386,000.00	1,004,759.00	-	1,390,759.00	16,203,839.65	4.40
	Grand Total	280,780,481.67	16,176,625.44	13,326,468.85	15,632,346.16	45,135,440.45	325,915,922.12	100.00

A breakdown of the pension contributions received in Q4 2022 showed that Stanbic IBTC Pension Managers Limited, ARM Pension Managers (PFA) Limited and Premium Pensions Limited had the highest contributions collected within the period with **₦16,943,318.00**, **₦11,611,148.25** and **₦3,006,300.00**, respectively. In contrast, the PFAs with the lowest contributions were Crusader Sterling Pensions Limited, First Guaranty Pensions Limited and Norrenberger Pensions with **₦90,000.00**, **₦57,200.00** and **₦34,340.00**, respectively. Out of the total pension contributions received, Stanbic IBTC Pension Managers Limited, ARM Pension Managers (PFA) Limited and Fidelity Pension Managers Limited accounted for the largest amount with **₦160,278,158.77**, **₦50,231,013.09** and **₦39,493,887.14** representing 43.55%, 13.5% and 10.73% respectively as at 31 December 2022.





2.4.3 Contingent Withdrawals

Seven (7) PFAs processed and approved MPP Contingent Withdrawals for eleven (11) MPCs amounting to **₦2,998,536.62** in Q4 2022 bringing the total Contingent Withdrawals to **₦26,186,850.22** from **136** MPCs as at 31 December 2022, as shown in the table 7 below:

S/N	PFA	No. of RSAs	Amount (₦)
1.	ARM Pension Managers (PFA) Limited	5	1,362,892.22
2.	Veritas Glanvills Pensions Limited	1	82,000.00
3.	Leadway Pensure PFA Limited	1	47,674.64
4.	Premium Pensions Limited	1	23,946.58
5.	Tangerine APT Pensions	1	972,119.00
6.	Trustfund Pensions	1	206,933.30
7.	Fidelity Pensions Limited	1	300,00.00
	Total	11	2,995,565.74

2.4.4 Conversion from MPP to CPS

A total of **Fifty-Eight (58)** MPCs converted from MPP to the Mandatory CPS in Q4, 2022 with **₦250,504.88** contribution bringing the total Conversion amount to **₦4,826,280.72** from **477** MPCs as at 31 December 2022 with the breakdown shown in Table 8 below.

S/N	PFA	No. of RSAs	Amount (₦)
1.	ARM Pension Managers (PFA) Limited	39	127,152.84
2.	First Guarantee Pensions Limited	2	0.00
5.	Trustfund Pension Managers Limited	13	39,461.23
6.	Fidelity Pension Managers Limited	2	83,890.81
7.	Premium Pensions Limited	2	0.00
	Total	58	250,504.88

2.4.5 Update on Engagement with Micro Pension Stakeholders -

Awareness Campaigns: The second phase of the media campaign Commenced in October, 2022 largely using the same media channels utilized during the first phase of the campaign, i.e, the Radio, Outdoor and Social Media. (Twitter, Instagram, TikTok, Billboards and Lampposts). To ensure the effectiveness of the Media Campaign, additional outdoor campaign materials were deployed for wider reach, especially through placement of stickers on Bus Rapid Transit (BRT) in Lagos, red buses in Abuja, and taxis in Port-Harcourt, Aba and Onitsha

i. **Development of Incentives:** Provision of incentives has been recognized as a critical factor for informal sector workers' participation in the MPP. Three Service Providers; AXA Mansard Health Insurance, Leadway Assurance Company and Tangerine Life Insurance were engaged by PenOp to provide health insurance cover to MP Contributors.

ii. Engagement with Key Stakeholders

- The Commission conducted a one (1) day sensitization workshop for leaders of three (3) Unions and Association registered under KWACCIMA i.e, Kwara State Igbo Traders Association (KWAITA), National Union of Road Transport Workers (NURTW) and members of the Cooperatives Societies in Kwara State on 17 November 2022 at De Peace Hotel & Suites, Ilorin Kwara State.
- The Commission also conducted a three (3) day Sensitization Workshop for the leaders/members of major associations in Kano State (Market Traders Association of Nigeria and Kano Cooperative Federation Limited). The Sensitization Workshop took place on 29 & 30 November and 1 December 2022 at KFC Event Center in Kano State.
- The Commission attended the 4th Pension Seminar Organized by the Conference of Civil Society of Nigeria (CCSON) themed “**ENGAGING STAKEHOLDERS TO BOOST MICRO PENSION IN NIGERIA**” took place on the 1 December, 2022 at Agura hotel Conference hall, located at Garki Area 10 along Mo-shood Abiola Road Abuja.
- The Commission attended the Strategic Pension Fund Administration Course (SPFAC) at the Centre For Financial Economics NIPSS from 5-9 December, 2022.



2.5 Update on RSA Registrations

2.5.1 RSA Membership Count by PFA

A total of 69,889 new RSAs were registered and the associated PINs issued to employees in different sectors, in the quarter ended 31 December 2022. Analysis of the distribution of RSA registrations across PFAs in the fourth quarter 2022, revealed that Stanbic IBTC continued to maintain the largest market share of 23% with 16,006 new registrations, followed by ARM Pension Managers (PFA) Limited which had 10% market share with 7,312 new registrations. Leadway, Sigma and Premium PFAs followed with 9%, 8%, 7% market share respectively. Consequently, the five (5) PFAs collectively held about 57% of the 69,889 RSAs registered in the quarter under review. The table below, provides details of the RSA registration count by PFAs for the quarter under review.

SN	PFA	RSA Count Q4	%	RSA Count ITD	%
1	ARM Pension Managers (PFA) Limited	7,312	10.0	889,124	9.0
2	Crusader Sterling Pensions Limited	2,164	3.0	370,978	3.8
3	FCMB Pensions Limited	4,890	7.0	733,028	7.4
4	Fidelity Pension Managers Limited	1,230	2.0	323,119	3.3
5	First Guarantee Pension Limited	1,038	1.0	286,313	2.9
6	Guaranty Trust Pensions Managers Limited	685	1.0	87,652	0.9
7	Leadway Pensure PFA Limited	6,127	9.0	688,557	7.0
8	Nigerian University Pension Management Company	199	0.0	26,715	0.3
9	NLPC Pension Fund Administrators Limited	2,151	4.0	350,884	3.6
10	NORRENBARGER Pensions Limited	1,177	2.0	159,121	1.6
11	NPF Pension Fund Managers	921	1.0	323,096	3.3
12	Oak Pensions Limited	2,503	3.0	229,101	2.3
13	Pensions Alliance Limited	3,696	5.0	599,362	6.1
14	Premium Pension Limited	4,596	7.0	772,885	7.8
15	Radix Pension Managers Limited	1,333	2.0	43,653	0.4
16	Sigma Pensions Limited	5,358	8.0	767,782	7.8
17	Stanbic IBTC Pension Managers Limited	16,006	23.0	1,992,089	20.2
18	Tangerine Apt Pensions Limited	2,794	4.0	264,947	2.7
19	Trustfund Pensions Limited	4,409	6.0	797,444	8.1
20	Veritas Glanvills Pensions Limited	1,300	2.0	156,279	1.6
	Total	69,889	100	9,862,129	100



2.5.2 Gender and Age Distribution

The analysis of new registrations into the CPS by age and gender within the quarter showed that out of a total of 69,889 registrations, about 84% or 58,948 of them were below 40 years of age. Out of this number, 31,836 or 45% were below 30 years of age. This points to the increasing sustainability of the CPS, as the younger generation are actively being enlisted into the scheme. On the gender distribution, 42,404 or about 61% of those that registered during the quarter were males, thus sustaining dominance over the female gender in terms of registration into the scheme.

The table provides details on the age and gender distribution of the registrations that took place during the quarter ended 31 December 2022.

1 Oct-31 Dec 2022				
Period	Female	Male	Total	Percentage
Less than 30 yrs	14,313	17,523	31,836	45
30 - 39 yrs	9,688	17,424	27,112	39
40 - 49 yrs	2,737	5,474	8,211	12
50 - 59 yrs	578	1,548	2,126	3
60 - 65 yrs	123	308	431	1
Above 65 yrs	46	127	173	0
Total	27,485	42,404	69,889	100
Percentage	39%	61%	100	

2.5.3 Impact of the RSA Transfer System (RTS) on the Pension Industry

From 1 October to 31 December 2022, a total of 26,035 RSA transfer requests were submitted by PFAs on behalf of RSA holders. Furthermore, a total of 34,261 RSA transfer requests initiated by RSA holders will be processed in the fourth RSA Transfer Quarter 2022, which will be concluded in the first week of January 2023. This covers RSA transfer requests submitted by PFAs between 1 September 2022 and 30 November 2022 and, are therefore, eligible for transfer in the fourth quarter of 2022.

Successfully processed RSAs will be transferred to their new PFAs, along with their associated pension assets. The total value of the pension assets of transferred RSAs will be determined at the conclusion of the quarter activities.

SECTION THREE



3.0 PENSION INDUSTRY STATISTICS

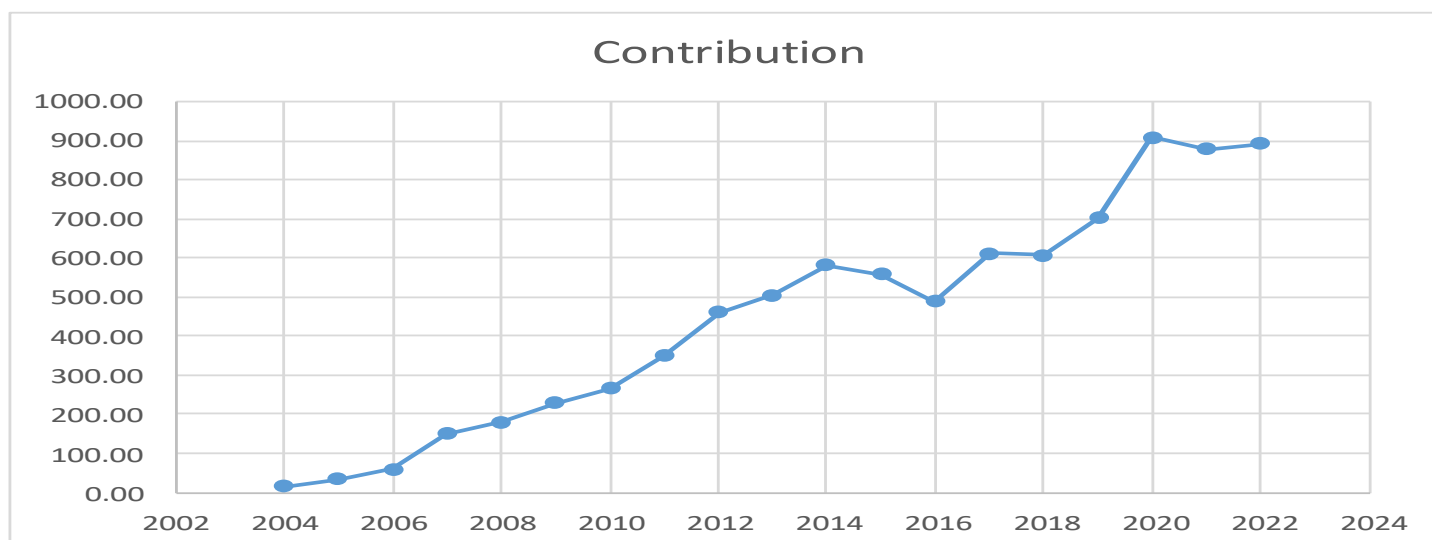
3.1 Pension Contributions

The total pension contributions remitted to individual RSAs in Q4 2022 stood at ₦237.24 billion. Out of this total, the public sector accounted for ₦129.06 billion or 54.40%, while the private sector contributed ₦108.18 billion or 45.60%. The cumulative pension contributions from inception to the end of the fourth quarter of 2022 amounted to ₦8.47 trillion, which is an increase from ₦8.23 trillion as at the end of Q3 2022. Details of the pension contributions remitted into the RSAs are shown below:

Year/Quarter	Public Sector		Private Sector		Total	
	Amount (₦ billion)	% of Total	Amount (₦ billion)	% of Total	Amount (₦ billion)	% of Total
2004	15.60	0.35%	0	0.00	15.60	0.18%
2005	34.68	0.79%	0	0.00	34.68	0.41%
2006	37.38	0.85%	23.03	0.57%	60.41	0.71%
2007	80.63	1.83%	68.34	1.68%	148.97	1.76%
2008	99.28	2.26%	80.81	1.98%	180.09	2.13%
2009	137.10	3.11%	91.21	2.24%	228.31	2.69%
2010	162.46	3.69%	103.03	2.53%	265.49	3.13%
2011	228.92	5.20%	119.53	2.93%	348.45	4.11%
2012	302.24	6.87%	159.52	3.92%	461.76	5.45%
2013	278.50	6.33%	225.42	5.53%	503.92	5.95%
2014	237.76	5.40%	343.97	8.45%	581.73	6.86%
2015	200.05	4.55%	358.91	8.81%	558.96	6.60%
2016	225.86	5.13%	262.33	6.44%	488.20	5.76%
2017	257.11	5.84%	353.73	8.69%	610.84	7.21%
2018	266.84	6.06%	340.72	8.37%	607.55	7.17%
2019	331.56	7.53%	369.13	9.06%	700.69	8.27%
2020	536.97	12.20%	371.12	9.11%	908.09	10.72%
2021	491.75	11.17%	387.40	9.51%	879.15	10.37%
Q1 2022	90.33	2.05%	101.11	2.48%	191.44	2.26%
Q2 2022	136.79	3.11%	101.96	2.50%	238.75	2.82%
Q3 2022	120.62	2.74%	103.20	2.53%	223.82	2.64%
Q4 2022	129.06	2.93%	108.18	2.66%	237.24	2.80%
Total	4,401.49	100.00%	4,072.65	100.00%	8,474.14	100.00%



The aggregate pension contributions of the public sector increased from ₦4.27 trillion in Q3 2022 to ₦4.40 trillion as at the end of Q4 2022. Similarly, the aggregate pension contributions of the private sector also increased from ₦3.96 trillion in Q3



3.1.2 Ranking of PFAs by the Amount of Contributions Received

The ranking of PFAs by cumulative pension contributions received from the inception of the CPS to the end of Q4 2022 indicated that the top five ranked PFAs received 69.91% of the total contributions as at the end of Q4 2022. Similarly, the

Table: Ranking of PFAs by Amount of Contributions Received

Rank	Amount	Weight (%)
TOP 5	165,319,622,365.37	69.91
TOP 10	212,179,615,077.69	89.72
BOTTOM 5	6,063,493,086.52	2.56
BOTTOM 10	24,302,543,661.12	10.28

3.2 Overview of Pension Industry Fund Portfolio

The total value of Pension Fund assets as at 31 December 2022 was ₦14.99 trillion, which comprised of ₦10.72 trillion: RSA 'Active' Funds (i.e. RSA Funds I, II III and V); ₦1.19 trillion: RSA Retiree Fund IV; ₦1.57 trillion: CPFAs; and ₦1.48 trillion: Approved Existing Schemes. Fund VI Active and Retiree Fund amounted to ₦36.20 billion

Pension Fund Assets were mainly invested in Federal Government Securities (FGN) which accounted for 64.33% of total assets. The composition of investments in FGN Securities were as follows: FGN Bonds: 95.60%; Treasury Bills: 2.06%; and Agency Bonds, Sukuk and Green Bonds accounting for 2.34%.



Pension Fund

A Summary of the Pension Industry Portfolio across fund types for the fourth quarter (Q4:2022) ended 31 December 2022, is shown in Table below:

Table : Pension Fund Portfolio by Fund Type as at 31 December 2022

	RSA FUNDS		CPFAs	AES	FUND VI ACTIVE & RETIREE
	RSA ACTIVE FUNDS	RSA RETIREE FUNDS			
	(I,II,III,V)				
% OF PENSION ASSETS	72%	8%	10%	10%	0%
ASSET CLASS	₦'Billion	₦'Billion	₦'Billion	₦'Billion	₦'Billion
Domestic Ordinary Shares	762.60	12.65	31.09	100.81	0.87
Foreign Ordinary Shares	-	-	108.99	-	-
FGN Securities:	7,161.83	827.86	774.05	859.80	20.65
<i>FGN Bonds</i>	6,900.06	795.30	720.14	799.14	5.47
<i>Treasury Bills</i>	126.24	19.70	1.38	50.87	0.11
<i>Agency Bonds (NMRC)</i>	9.61	0.47	0.64	0.29	-
<i>Sukuk</i>	122.41	12.36	0.58	9.33	15.07
<i>Green' Bond</i>	3.52	0.04	51.32	0.16	-
State Govt. Securities	117.48	14.62	18.07	15.97	-
Corporate Debt Securities	1,108.66	147.29	258.40	142.11	3.74
Supra-National Bonds	8.44	0.92	-	1.12	
Local Money Market Securities:	1,367.65	169.78	193.20	225.67	9.69
<i>Bank Placement</i>	1,352.28	168.59	191.87	221.64	9.64
<i>Commercial Papers</i>	15.37	1.19	1.34	4.03	0.05
Foreign Money Market Securities	-	-	18.16	0.43	-
Mutual Funds:	50.19	0.49	18.07	13.55	0.51

The industry Net Asset Value (NAV) as at reporting date increased by 3.94% (**₦568.33 billion**) to **₦14.99 trillion** compared to a NAV of **₦14.42 trillion** as at 30 September, 2022. The growth in Q4:2022 was significantly higher than the growth of **₦156.74 billion** (1.09%) recorded in Q3:2022. The growth was mainly due to contributions received and positive investment performance during the period.

Table below, shows the comparative Pension Industry Portfolio for the period ended 30 September 2022 and 31 December 2022:

ASSET CLASS	TOTAL PENSION FUND ASSETS		TOTAL PENSION FUND ASSETS		VARIANCE	
	30-Sep-22		31-Dec-22		Sep' 22 - Dec' 22	
	₦'Billion	Weight %	₦'Billion	Weight %	₦'Billion	Weight %
Domestic Ordinary Shares	868.58	6.02%	908.02	6.30%	39.44	4.54%
Foreign Ordinary Shares	96.29	0.67%	108.99	0.76%	12.70	13.19%
FGN Securities:	9,192.37	63.73%	9,644.19	66.86%	451.82	4.92%
FGN Bonds	8,804.49	61.04%	9,220.12	63.92%	415.62	4.72%
Treasury Bills	185.87	1.29%	198.29	1.37%	12.42	6.68%
Agency Bonds (NMRC)	12.77	0.09%	11.01	0.08%	(1.77)	-13.82%
Sukuk	127.59	0.88%	159.74	1.11%	32.15	25.20%
Green bonds	61.64	0.43%	55.03	0.38%	(6.61)	-10.73%
State Govt. Securities	166.51	1.15%	166.14	1.15%	(0.37)	-0.22%
Corporate Debt Securities	1,487.639	10.31%	1,660.20	11.51%	172.81	11.62%
Supra-National Bonds	9.37	0.06%	10.47	0.07%	1.10	11.74%
Local Money Market Securities	2,080.06	14.42%	1,965.99	13.63%	(114.07)	-5.48%
Foreign Money Market Securities	32.69	0.23%	18.59	0.13%	(14.10)	-43.13%
Mutual Funds:	59.63	0.41%	82.81	0.57%	23.19	38.89%
Open/Close-End Funds	56.91	0.39%	66.54	0.46%	9.64	16.93%
REITs	2.72	0.02%	16.27	0.11%	13.55	498.33%
Real Estate Properties	229.37	1.59%	217.60	1.51%	(11.76)	-5.13%
Private Equity Fund	41.99	0.29%	48.38	0.34%	6.39	15.22%
Infrastructure Fund	103.65	0.72%	112.96	0.78%	9.32	8.99%
Cash & Other Assets	56.40	0.39%	48.27	0.33%	(8.13)	-14.42%
Net Assets Value	14,424.29	100.00%	14,992.62	103.94%	568.33	3.94%

The value of investments in quoted ordinary shares (domestic and foreign) stood at **₦1,017.01 Billion** (7.06% of total assets under management) indicating a net increase of **₦52.14 billion** (5.40%) compared to **₦964.87 billion** as at 30 September, 2022. The increase in the value of investments in domestic quoted equities was primarily due to the appreciation in the prices of some stocks during the reporting period, as the Nigerian Stock Exchange Pension Index (NSE-PI) depreciated by 8.03% in Q4:2022.

The value of investments in FGN Securities increased by **₦451.82 billion** (4.92%) to **₦9.64 trillion** as at 31 December 2022 from **₦9.19 trillion** as at 30 September, 2022. The increase in the value of investments in FGN Securities was majorly due to additional investments in this asset class during the quarter.

FGN Securities,
64.33%

INVESTMENT WEIGHT AS AT 31 DECEMBER 2022

Local Money...

Supra-National
Bonds, 0.07%

Corporate Debt
Securities, 11.07%

State Govt.
Securities, 1.11%

Real Estate
Properties, 1.45%
Cash & Other Assets,
0.33%

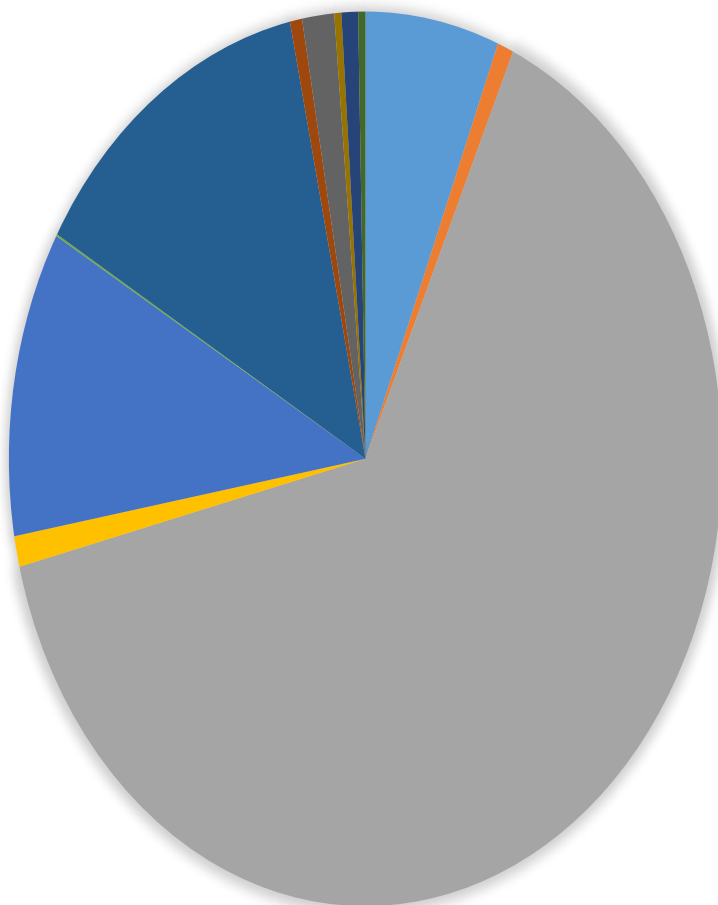
Domestic Ordinary
Shares, 6.06%

Foreign Ordinary
Shares, 0.73%

Infrastructure Fund,
0.75%

Private Equity Fund,
0.32%

Mutual Funds, 0.55%



3.3 Review of RSA Funds

3.3.1 RSA Active Fund

The NAV of the RSA 'Active' Funds, which includes RSA 'Active' Funds I, II, III, Fund V as well as Fund VI Active was ₦10.72 trillion as at 31 December 2022. This represented a net growth of ₦413.90 billion (4.02%) as the NAV increased from ₦10.30 trillion as at 30 September, 2022 to ₦10.72 trillion as at 31 December, 2022. These figures were exclusive of the balance of ₦35.63 billion and ₦37.46 billion in respect of the contributions of FGN workers awaiting transfers to PFAs as at 30 September, 2022 and 31 December 2022, respectively.

The breakdown of the NAV of the RSA 'Active' Funds and the comparative variances for the period ended 30 September 2022 and 31 December 2022, respectively are presented in Table 3 below:

Table 3: RSA 'Active' Fund Assets –30 September 2022/31 December 2022:

ASSET CLASS	RSA ACTIVE FUND				Variance	
	Sep-22		Dec-22		Sep' 22/Dec' 22	
	₹Billion	Weight %	₹Billion	Weight %	₹Billion	Weight %
Domestic Ordinary Shares	730.40	7.09%	763.44	7.12%	33.04	4.52%
FGN Securities:	6,843.52	66.42%	7,142.78	66.65%	299.26	4.37%
FGN Bonds	6,633.17	64.38%	6,904.43	64.42%	271.26	4.09%
Treasury Bills	78.86	0.77%	88.89	0.83%	10.03	12.71%
Agency Bonds (NMRC)	10.97	0.11%	9.61	0.09%	(1.37)	-12.46%
Sukuk	106.19	1.03%	136.34	1.27%	30.15	28.40%
Green	14.33	0.14%	3.52	0.03%	(10.81)	-75.46%
State Govt. Securities	118.33	1.15%	117.48	1.10%	(0.85)	-0.71%
Corporate Debt Securities	977.00	9.48%	1,112.06	10.38%	135.07	13.82%
Supra-National Bonds	7.82	0.08%	8.44	0.08%	0.62	7.90%
Money Market Securities	1,444.08	14.02%	1,376.28	12.84%	(67.80)	-4.70%
Mutual Funds:	37.92	0.37%	50.60	0.47%	12.68	33.43%
Open/Close-End Funds	35.21	0.34%	45.68	0.43%	10.48	29.76%
REITs	2.72	0.03%	4.92	0.05%	2.20	80.97%
Real Estate Properties	0.63	0.01%	0.63	0.01%	(0.00)	-0.06%
Private Equity Fund	24.65	0.24%	30.06	0.28%	5.41	21.96%
Infrastructure Fund	81.71	0.79%	90.03	0.84%	8.32	10.18%
Cash & Other Assets	37.45	0.36%	25.60	0.24%	(11.85)	-31.64%

The RSA Fund II, which is the default RSA Fund under the Multi-Fund Structure, maintained the largest share of the Active RSA Funds as it represented 60.30% of the RSA 'Active' Funds. The Table below provides a breakdown of the RSA Active Funds.

Table: RSA "Active" Funds – as at 31 December 2022

RSA ACTIVE FUNDS AS At 31 December 2022		
FUND	₹Million	
RSA FUND I	74,297.25	0.69%
RSA FUND II	6,462,957.11	60.30%
RSA FUND III	4,147,520.72	38.70%
RSA FUND V	374.94	0.00%
RSA FUND VI	32,261.23	0.30%
TOTAL	10,717,411.26	100.00%



3.3.1.1 Sources of Growth/Diminution for RSA Active Funds

i. Contributions Received:

Monthly pension contributions totalling **₦704.61 billion** were received in Q4:2022 for RSA Funds I, II, III, V and VI Active. The amount was an increase compared to the total contributions of **₦367.62** recorded in Q3:2022.

ii. Interest/Coupons and Dividends:

The interest/coupons received on investments in fixed income securities amounted to **₦294.80 billion** in Q4:2022. The amount indicated an increase of 10.77% compared to the sum of **₦266.13 billion** recorded in Q3:2022; the increase was attributed to higher yields on additional investments/reinvestments in Fixed Income Securities during the period. Furthermore, dividends of **₦5.92 billion** received in RSA Active Funds represented a **₦7.84 billion** decrease relative to dividends of **₦13.76 billion** received in Q3:2022.

iii. Net Un-realized Gains/(losses) on Equities/Equity Funds and Bonds:

Total unrealized losses on the RSA 'Active' Funds in Q4:2022 amounted to **₦32.87 billion** compared to unrealized losses of **₦91.96 billion** Q3:2022. The unrealized losses were attributed to appreciation in both the prices of equity and bond during the period as the Pension Equity Index and the S&P FMDQ Nigeria Sovereign bond index depreciated by 8.03% and 3.37%, respectively.

iv. Net realized Gains/(losses) on Bonds:

Total realized gains for the period increased by **₦4.49 billion** from **₦2.00 billion** Q3:2022 to **₦6.49 billion** in Q4:2022.

v. Transfers to RSA Retiree Funds and Benefits Payments:

Total transfers from RSA 'Active' Funds to RSA Retiree Fund and payment of 25% unemployment benefits in Q4:2022 amounted to **₦586.17 billion**, which was higher by **67.62%**, of **₦349.70 billion** outflows in Q3:2022.

A summary of the sources of portfolio growth/diminution in RSA Funds are highlighted in table below:

Table : RSA “Active” Fund – Sources of Portfolio Growth between-Q2:2022 and Q3:2022

S/NO	SOURCES OF PORTFOLIO GROWTH/DIMINUTION			
	DESCRIPTION	Q3: 2022	Q4: 2022	VARIANCE
		₦'Billion	₦'Billion	₦'Billion
1	New inflow of Funds:			
	Monthly Contributions/ Inter Fund Transfers	367.62	704.61	337.00
2	Investment Incomes:			
2.1	Interest/Coupons	266.13	294.80	28.67
2.2	Dividends/Rental Income	13.76	5.92	(7.84)
2.3	Net Realized Gains on Equity/Bonds	2.00	6.49	4.49
3	Net Unrealized Gains/(Losses) on Equities/Equity Funds/Bonds	(91.96)	32.82	124.78
4	Benefits Paid/Transfers to Retiree Fund	(349.70)	(586.17)	(236.47)
5	Asset Based Fees, Audit Fees (and VAT)	(43.26)	(44.58)	(1.33)

3.3.1.2 Portfolio Performance of the RSA Active Fund

The average rate of return for RSA Funds I, II, III, V and VI Active were 13.66%, 11.98%, 12.39%, 12.08% and 11.56% respectively, as presented in Table 6 below. The direction of performances for the funds reflected the asset allocation and security selection of the various funds under management.

Table : RSA Funds - Average Rate of Return – Q4: 2022

FUND	AVERAGE RATE OF RETURN (ANNUALIZED)	
	Q3:2022	Q4:2022
RSA FUND I	3.42%	13.66%
RSA FUND II	4.99%	11.98%
RSA FUND III	7.65%	12.39%
RSA FUND V	9.19%	12.08%
RSA FUND VI ACTIVE	6.87%	11.56%

The relatively better performances of the RSA Funds for I, II & VI Active in Q4:2022 were due to appreciation in the prices of equities and Marked to Market (MTM) bonds during the period. Funds I and II recorded the highest unrealized gains due to higher exposure to Equities and MTM bonds.

3.3.2 RSA Retiree Fund IV and Fund VI – Retiree

The NAV of RSA 'Retiree' Funds increased by **N31.21 billion** from **N1.16 trillion** as at 30 September, 2022 to **N1.19 trillion** as at 31 December 2022. The breakdown of the Net Assets Value of the RSA 'Retiree' Fund and the comparative variances for the period ended 30 September and 31 December 2022 are presented in Table below:

Table: RSA 'Retiree' Fund Assets Sept./Dec. 2022

ASSET CLASS	Sep-22		Dec-22		Variance Sept / Dec 2022	
	N'Billion	Weight %	N'Billion	Weight %	N'Billion	Weight %
Domestic Ordinary Shares	11.07	0.95%	12.68	1.06%	1.62	14.62%
FGN Securities:	790.02	68.07%	830.10	69.65%	40.09	5.07%
FGN Bonds	754.76	65.03%	796.40	66.82%	41.65	5.52%
Treasury Bills	19.40	1.67%	19.70	1.65%	0.30	1.53%
Agency Bonds (NMRC & FMBN)	1.12	0.10%	0.47	0.04%	(0.66)	-58.40%
Sukuk	13.98	1.20%	13.49	1.13%	(0.48)	-3.47%
Green Bonds	0.76	0.07%	0.04	0.00%	(0.72)	-94.82%
State Govt. Securities	14.68	1.26%	14.62	1.23%	(0.06)	-0.41%
Corporate Debt Securities	141.22	12.17%	147.62	12.39%	6.40	4.53%
Supra-National Bonds	0.95	0.08%	0.92	0.08%	(0.03)	-3.11%
Money Market Securities	192.98	16.63%	170.84	14.33%	(22.13)	-11.47%
Open/Close End Funds	0.60	0.05%	0.59	0.05%	(0.01)	-1.46%
Infrastructure Fund	0.65	0.06%	0.67	0.06%	0.02	2.40%
Cash & Other Assets	8.47	0.73%	13.80	1.16%	5.32	62.84%

3.3.2.1 Sources of Portfolio Growth/Diminution RSA Retiree Fund

i. Transfers from RSA Active Funds:

Transfers into the RSA Retiree Funds increased by **N6.81 billion** as they rose to **N109.21 billion** in Q4:2022 relative to **N102.39 billion** received in Q3:2022.

ii. Income (Interests/Coupons):

The interest/coupons received on investments in fixed income instruments in Q4:2022 increased by **N4.45 billion** (14.32%).

iii Net Realized Gains/(losses) on Bonds and Equities and Net Unrealized Gains/(Losses) on Bonds Equities:

The Net Unrealized Gains on bonds and equities amounted to **₦0.84 billion** for Q4:2022. This was due to net appreciation in the prices of securities in the Fund's portfolio. Additionally, the Fund realized gains amounting to **₦0.21 billion** on the disposal of securities during the period.

iv. Retirement Benefits Paid:

Retirement Benefits paid in Q4:2022 increased by 16.17% to **₦111.73 billion** relative to **₦96.18 billion** in Q3:2022.

The major sources of net portfolio growth/diminution for the period are presented in the Table below:

Table : RSA Retire Funds - Major sources of Portfolio Growth – Q3:2022/Q4:2022

S/NO	SOURCES OF PORTFOLIO GROWTH/DIMINUTION	Q3: 2022	Q4: 2022	VARIANCE
		₦'Billion	₦'Billion	₦'Billion
1	New inflow of Funds:			
	Transfers from RSA 'Active'	102.39	109.21	6.81
2	Investment Incomes:			-
2.1	Interest/Coupons	31.15	35.61	4.45
2.2	Dividends	0.26	0.05	(0.20)
2.3	Net Realized Gains/(Losses) on Equities/Bonds	(0.02)	0.21	0.23
3	Net Unrealized Gains/(Losses) on Equities/Mutual Funds/Private Equity/Bonds	(1.99)	0.84	2.83
6	Retirement Benefits Paid	(96.18)	(111.73)	(15.55)
7	Income Based Fees (and VAT)	(2.72)	(2.98)	(0.26)

3.3.2.2 Portfolio Performance – RSA Retiree Fund IV

There was average rate of return of **12.09%** on the RSA Fund IV ('Retiree' Fund) in Q4:2022. This indicated a decrease of 2.75% relative to the **9.34%** rate of return in Q3:2022. Furthermore, the average rate of return on the RSA VI Retiree Fund increased from 7.81% in Q3:2022 to 11.39% in Q4:2022.

3.3.3 Review of CPFA/AES Funds

3.3.3.1 CPFA Funds

The value of pension fund assets held by the CPFA Funds increased by 5.42% (**₦80.76 billion**) to **₦1.57 trillion** in Q4:2022. The comparative summary of the CPFA Funds for the period ended 30 September 2022 and 31 December 2022 are presented in the Table

Table : Summary of CPFA Pension Assets – Jun. 2022/Sep. 2022

ASSET CLASS	CPFA FUNDS				Variance	
	Sep-22		Dec-22		Sep 2022/ Dec 2022	
	₦'Billion	Weight %	₦'Billion	Weight %	₦'Billion	Weight %
Domestic Ordinary Shares	28.81	1.94%	31.09	1.98%	2.28	7.91%
Foreign Ordinary Shares	96.29	6.47%	108.99	6.94%	12.70	13.19%
FGN Securities:	711.12	47.76%	774.05	49.31%	62.93	8.85%
FGN Bonds	663.50	44.56%	720.14	45.88%	56.65	8.54%
Treasury Bills	0.68	0.05%	1.38	0.09%	0.70	103.91%
Agency Bonds (NMRC)	0.55	0.04%	0.64	0.04%	0.09	16.74%
Sukuk Bonds	0.59	0.04%	0.57	0.04%	(0.01)	-2.16%
Green Bonds	45.82	3.08%	51.32	3.27%	5.50	12.00%
State Govt. Securities	17.65	1.19%	18.07	1.15%	0.42	2.38%
Corporate Debt Securities	223.33	15.00%	258.40	16.46%	35.07	15.70%
Money Market Securities	213.99	14.37%	193.20	12.31%	(20.79)	-9.71%
Foreign Money Market Securities	31.65	2.13%	18.16	1.16%	(13.49)	-42.63%
Mutual Funds:	17.02	1.14%	18.07	1.15%	1.05	6.17%
Open/Close-End Funds	17.02	1.14%	18.07	1.15%	1.05	6.17%
REITs	-	0.00%	-	0.00%	-	-
Real Estate Properties	119.42	8.02%	119.15	7.59%	(0.28)	-0.23%
Private Equity Fund	11.35	0.76%	11.96	0.76%	0.61	5.40%
Infrastructure Fund	15.97	1.07%	16.87	1.07%	0.90	5.62%
Cash & Other Assets	2.38	0.16%	1.73	0.11%	(0.64)	-27.02%
Net Assets Value	1,488.98	100.00%	1,569.74	100.00%	80.76	5.42%

- i. The total funds injected by the various Scheme sponsors to bridge funding deficits for members in Q4:2022 amounted to **₦12.78 billion**, representing a decrease of **₦2.80 billion**, compared to **₦15.58 billion** in Q3:2022.
- ii. Interest income also increased by **₦5.07 billion** to **₦37.36 billion** in Q4:2022, compared to **₦32.29 billion** in Q3:2022 due to additional investments in fixed income securities during the period.

The major sources of net portfolio growth/diminution for the period are presented below:

Table: CPFA Funds - Major sources of Portfolio Growth/diminution – Q4:2022

S/N	SOURCES OF PORTFOLIO GROWTH	Q3: 2022	Q4: 2022	VARIANCE
		₦'Billion	₦'Billion	₦'Billion
1	New inflow of Funds:			
	Fund Injections by Scheme Sponsors/Contributions	15.58	12.78	(2.80)
2	Investment Incomes:	38.13	58.13	20.00
2.1	Interest/Coupons	32.29	37.36	5.07
2.2	Dividends/Rental Income	2.12	2.92	0.80
2.3	Net Realized Gains/(Losses)	3.73	17.86	14.13
3	Net Unrealized Gains/(Losses) on Equities/Mutual Funds/Bonds	(57.00)	32.47	89.48
4	Benefit Payments	(30.73)	(21.25)	9.49
5	Asset Based Fees, Audit Fees (and VAT)	(1.53)	(1.38)	0.15
	Net Portfolio Growth	(35.56)	80.76	116.31

The annualized rates of return recorded on the CPFA Funds ranged between 11.25% and 33.62%. The return was reflective of the actual asset allocation and stock selection of the respective funds under management.

3.3.3.2 Approved Existing Scheme

The NAV of the Approved Existing Schemes increased by **₦40.63 billion** (2.83%) from **₦1,435.55 billion** as at 30 September 2022 to **₦1,476.18 billion** to **₦1,476.18** as at 31 December 2022.

The breakdown of the NAV of the Approved Existing Schemes Fund and the comparative variances for the period ended 30 September 2022 and 31 December 2022, respectively are presented in the table below:

Table: Summary of AES Pension Assets – Sep.2022/Dec. 2022

ASSET CLASS	AES FUNDS				Variance Sep'22 / Dec'22	
	30-Sep-22		31-Dec-22			
	₦'Billion	Weight %	₦'Billion	Weight %	₦'Billion	Weight %
Domestic Ordinary Shares	98.30	6.85%	100.81	6.83%	2.51	2.55%
FGN Securities:	812.07	56.57%	859.80	58.25%	47.73	5.88%
FGN Bonds	753.20	52.47%	799.44	54.16%	46.24	6.14%
Treasury Bills	51.29	3.57%	50.87	3.45%	(0.43)	-0.83%
Sukuk	6.84	0.48%	9.33	0.63%	2.50	36.53%
Green Bond	0.74	0.05%	0.16	0.01%	(0.59)	-78.66%
State Govt. Securities	15.86	1.10%	15.97	1.08%	0.11	0.72%
Corporate Debt Securities	145.84	10.16%	142.11	9.63%	(3.73)	-2.56%
Supra-National Bonds	0.61	0.04%	1.12	0.08%	0.51	84.39%
Money Market Securities	230.06	16.03%	226.10	15.32%	(3.96)	-1.72%
Mutual Funds:	4.09	0.28%	13.55	0.92%	9.46	231.58%
Open/Close-End Funds	4.09	0.28%	2.20	0.15%	(1.89)	-46.14%
REITs	0.00	0.00%	11.35	0.77%	11.35	100.00%
Real Estate Properties	109.32	7.61%	97.83	6.63%	(11.49)	-10.51%
Private Equity Fund	5.99	0.42%	6.36	0.43%	0.37	6.10%
Infrastructure Fund	5.31	0.37%	5.39	0.37%	0.08	1.53%
Cash & Other Assets	8.11	0.56%	7.13	0.48%	(0.97)	-11.98%
Net Assets Value	1,435.55	100.00%	1,476.18	100.00%	40.63	2.83%

The major sources of net portfolio growth/diminution for the period are presented in the Table below:

Table: AES Funds - Major sources of Portfolio Growth/diminution – Q4:2022

SOURCES OF PORTFOLIO GROWTH	Q3: 2022	Q4: 2022	VARIANCE
	₦'Billion	₦'Billion	₦'Billion
New inflow of Funds:			
Fund Injections by Scheme Sponsors/Contributions	4.24	13.15	8.91
Investment Incomes:			-
Interest/Coupons	36.24	39.34	3.10
Dividends/Rental Income	1.62	0.70	(0.92)
Other Income	-	-	-
Net Realized Gains/(Losses) on Equity/Bonds	0.60	0.04	(0.56)
Net Unrealized Gains/(Losses) on Equities/Bonds	(25.13)	8.75	33.88
Benefit Payments	(15.04)	(18.63)	(3.59)
Other Transfers/Remittances	(0.10)	-	0.10
Asset Based Fees, Audit Fees (and VAT)	(4.03)	(2.72)	1.32
Net Portfolio Growth	(1.60)	40.63	42.23

The net increase in the total portfolio value was mainly attributed to interest income on bonds worth ₦39.34 billion during the period.

Furthermore, the annualized rate of return on the consolidated AES Funds in Q4:2022 was 18.87%%.

3.4 Financial Market Outlook for Q4 2022

The global economy in 2022 witnessed slow recovery from the residual effects of the COVID-19, the distortionary effect of the protracted Russia-Ukraine War, the resurgence of COVID in China and restrictive policy actions of central banks aimed at moderating inflation.

The significant subsidy payment regime in Nigeria and the inability of the country to maximize oil production volume limited potential benefits from periodic elevated oil price levels during the year. Furthermore, persistent exchange rate pressure and friction in capital mobility weakened the competitiveness for international capital. Consequently, the Nigerian economy maintained a steady but low economic growth, largely accounted for by the non-oil sector.

Quarterly Growth indices in the Nigeria capital market indicated stable movement in yields as the average yield on 10-year government bonds increased slightly from 13.35% in September 2022 to 13.82% in December 2022. The equity market witnessed appreciation in stock prices as the Nigeria All Share Index appreciated by 8.03% during the period as investors took strategic positions in dividend paying stocks.

Furthermore, the Nigerian economy witnessed sustained inflationary pressure as the inflation rate increased slightly to 21.34% in December 2022 compared to 20.77% in September 2022. The inflationary pressure and expected election spending resulted in an increase in the Monetary Policy Rate from 15.50% in September 2022 to 16.50% November 2022 and 17.50% in January 2023. The inflationary pressures due to sustained elevated levels of election spending would elicit a retention of current contractionary monetary policy measures by the Central Bank of Nigeria.

Pension funds are expected to increase as higher yields on investment in fixed income securities would raise nominal returns. Consequently, pension managers would increasingly move to safer assets as they rebalance their portfolios in favour of less volatile fixed income securities while evaluating the equity market for undervalued stocks.

3.5 Retirement/Terminal Benefits

3.5.1 Retirement by Programmed Withdrawal

The Commission approved **4,721** requests for retirees to draw pension through Programmed Withdrawal mode during the quarter under review. The retirees received a total lump sum of **₦20.44 billion** while their total monthly pension amounted to **₦296.51 million** as shown in the Table below:

Table: Retirement by Programmed Withdrawal in Q4: (October to December 2022)

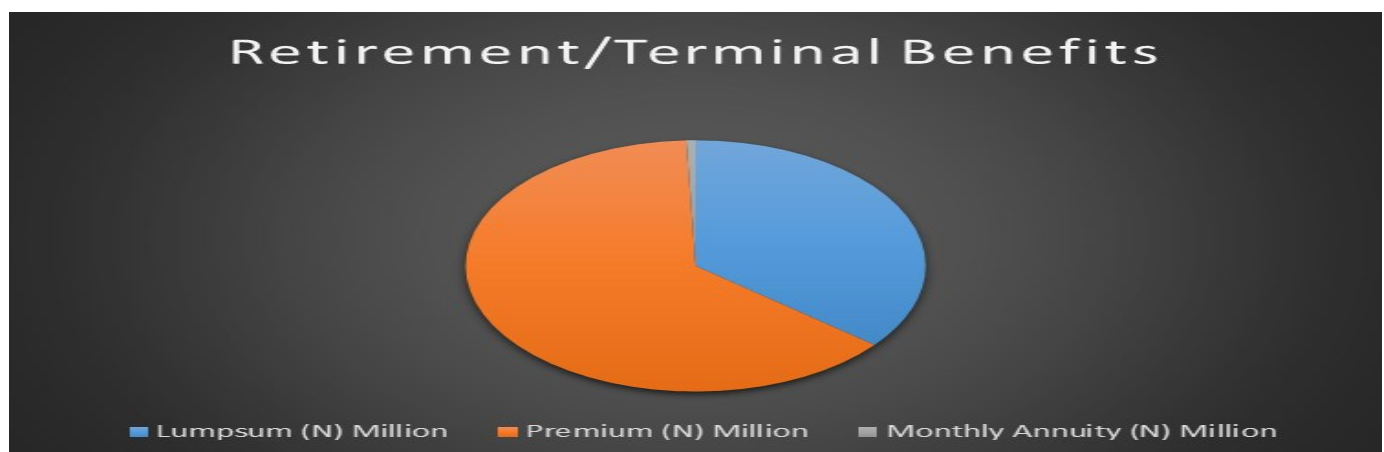
Period	Sectorial Approvals			Total	Lump sum (₦) Million	Monthly PW (₦) Million
	FGN	State	Private			
Inception — Sep 2022	156,742	31,917	126,453	315,112	887,604.25	13,879.1
Oct-Dec 2022	1,112	1,086	2,523	4,721	20,436.53	296.51
Total:	157,854	33,003	128,976	319,833	908,040.78	14,175.61

3.5.2 Retirement by Retiree Life Annuity

A total of **2,750** retirees chose annuity mode of pension payment during the quarter under review. A lump sum of **₦8.11 million** was approved for payment to the retirees, while the sum of **₦20.57 million** was approved for payment to Retiree Life Annuity Providers as premium in return for monthly annuity of **₦296.52 million** as reflected in the Table below:

Table Retirement by Annuity in Q4: (October to December 2022)

Period	Sectorial Approvals			Total	Lump sum (₦) Million	Premium (₦) Million	Monthly Annuity (₦) Million
	FGN	State	Private				
Inception – Sep 2022	57,302	12,475	32,520	102,297	193,317.94	595,221.95	5,946.6
Oct-Sep 2022	1,146	449	1,155	2,750	8,114.02	20,556.41	296.52
Total:	58,448	12,924	33,675	105,047	201,431.96	615,778.36	6,243.12



3.5.3 Approval of Death Benefits

During the quarter under review, approvals were granted for payment of death benefits amounting to **₦17.62 billion** to the legal beneficiaries/administrator of **3,077** deceased employees and retirees. This comprised of 2,232 public (FGN & State) and 845 private sector employees/retirees as summarized in the Table below.

Table 3 Death Benefit in Q4: (October to December 2022)

Period	Sectorial Approvals			Total	Total Amount Paid (₦) Million
	FGN	State	Private		
Inception — Sep 2022	55,025	7,906	20,602	83,533	310,430.85
Jul — Sep 2022	1,781	451	845	3,077	17,618.73
Total	56,806	8,357	21,447	86,610	328,049.58

Note that Total Amount paid is exclusive of Group Life Insurance (If any)

3.5.4 Enbloc Payment of Retirement Benefits

In the fourth quarter, approval was granted for enbloc payment of retirement benefits to **3,677** retirees, which totalled **₦1.56 billion**. These were retirees whose RSA balances could not provide a monthly pension of at least one third of the prevailing minimum wage (₦30,000.00).

Table: Enbloc Payment of Retirement Benefits in Q4 : (October to December 2022)

Period	Sectorial Approvals			Total	Amounts (₦) Million
	FGN	State	Private		
Inception — Sep 2022	7386	4,060	130,190	141,636	37,146.73
Oct — Dec 2022	74	52	3,551	3,677	1,562.45
Total:	7,460	4,112	133,741	145,313	38,709.18

3.5.5 Withdrawal of 25 Percent from RSA Balances

The Commission granted approval for the payment of **₦6.31 billion** (being 25% of their RSA balances) to **9,966** RSA holders under the age of 50 years, who were disengaged from employment and unable to secure another job within four months as shown in the Table below:

Table Withdrawal of 25% from RSA Balance in Q4: (October to December 2022)

Period	Sectorial Approvals			Total	Amount (₦) Million
	FGN	State	Private		
Inception — Sep 2022	12,877	7,969	422,874	443,720	182,199.46
Jul — Sep 2022	275	275	9,416	9,966	6,307.06
Total:	13,152	8,244	432,290	453,686	188,506.52

3.5.6 Voluntary Contributions

During the quarter under review, the Commission granted approval for withdrawal from voluntary contribution amounting to **N887.94 million** to **574** contributors as shown in Table below.

Table Accessing Voluntary Contributions in Q4: (October to December 2022)

Period	Sectorial Approvals			Total	Total RSA balance (N) Million
	FGN	State	Private		
Inception — Sep 2022	3,004	33	43,337	46,383	32,928.55
Oct — Dec 2022	18	13	552	574	887,940
Total:	3,022	46	43,889	46,957	33,816.49

3.5.7 Implementation of Pension Protection Fund

The Commission has incorporated the input from the Pension Fund Operators (PFOs) on the draft Regulation on Pension Protection Fund. The Regulation is currently undergoing approval process.